

## PRO BAS 60W 12V 5A

**Weidmüller Interface GmbH & Co. KG**

Klingenbergstraße 26

D-32758 Detmold

Germany

[www.weidmueller.com](http://www.weidmueller.com)



High performance, compact design and a good price-performance ratio are the main characteristics of the new PRObas power supplies. The product family comprises 12 variants with 5, 12, 24 or 48 V DC output voltage and a wide-range input. All units have comprehensive safety functions and are internationally approved. Due to compatibility with our electronic fuses, DC UPS and diode modules, they are also suitable for setting up power management systems.

### General ordering data

|            |   |
|------------|---|
| Version    | Power supply, switch-mode power supply unit, 12 V |
| Order No.  | <a href="#">2838420000</a>                        |
| Type       | PRO BAS 60W 12V 5A                                |
| GTIN (EAN) | 4064675444114                                     |
| Qty.       | 1 pc(s).  |

Creation date October 18, 2022 10:21:43 PM CEST

Catalogue status 07.10.2022 / We reserve the right to make technical changes.

## PRO BAS 60W 12V 5A

**Weidmüller Interface GmbH & Co. KG**

Klingenbergstraße 26

D-32758 Detmold

Germany

www.weidmueller.com

## Technical data

### Dimensions and weights

|            |       |                 |            |
|------------|-------|-----------------|------------|
| Depth      | 85 mm | Depth (inches)  | 3.346 inch |
| Height     | 90 mm | Height (inches) | 3.543 inch |
| Width      | 36 mm | Width (inches)  | 1.417 inch |
| Net weight | 259 g |                 |            |

### Temperatures

|                     |   |                       |                |
|---------------------|---|-----------------------|----------------|
| Storage temperature | -40 °C...85 °C                          | Operating temperature | -25 °C...70 °C |
| Humidity            | 5...95 % rel. humidity, no condensation |                       |                |

### Input

|  |  |        |  |
|--|--|--------|--|
| AC input voltage range                               | 85...264 V AC (derating at 100 V AC)   |        |  |
| Connection system                                    | Screw connection   |        |  |
| Current consumption in relation to the input voltage | Voltage type   | AC     |  |
|  | Input voltage  | 230 V  |  |
|  | Input current  | 0.62 A |  |
|  | Voltage type   | AC     |  |
|  | Input voltage  | 115 V  |  |
|  | Input current  | 1.04 A |  |
|  | Voltage type   | DC     |  |
|  | Input voltage  | 120 V  |  |
|  | Input current  | 0.55 A |  |
| DC input voltage range                               | 110...370 V DC (derating at <120 V DC)   |        |  |
| Frequency range AC                                   | 45...65 Hz   |        |  |
| Input fuse (internal)                                | Yes  |        |  |
| Inrush current                                       | 40 A @ 230 V AC, 25 °C   |        |  |
| Rated input voltage                                  | 110...240 V AC / 120...340 V DC  |        |  |
| Recommended back-up fuse                             | 2 A / DI, safety fuse<br>6 A, Char. B, circuit breaker<br>2...4 A, Char. C circuit breaker |        |  |
| Wire connection method                               | Screw connection   |        |  |

### Output

|  |   |             |  |  |
|--|---|-------------|--|--|
| Capacitive load                                  | 5.5mF                                       |             |  |  |
| Connection system                                | Screw connection                            |             |  |  |
| Continuous output current @ U <sub>Nominal</sub> | 5 A @ 55 °C, 3.125 A @ 70 °C                |             |  |  |
| Mains failure bridge-over time                   | Mains failure bridge-over time, min.        | 20 ms       |  |  |
|  | Input voltage type                          | AC          |  |  |
|  | Input voltage                               | 120 V       |  |  |
|  | Output current                              | 5 A         |  |  |
|  | Output voltage                              | 12 V        |  |  |
|  | Mains failure bridge-over time, min.        | 40 ms       |  |  |
|  | Input voltage type                          | AC          |  |  |
|  | Input voltage                               | 230 V       |  |  |
|  | Output current                              | 5 A         |  |  |
|  | Output voltage                              | 12 V        |  |  |
|  | Nominal output current for U <sub>nom</sub> | 5 A @ 55 °C |  |  |
|  | Output power                                | 60 W        |  |  |
| Output voltage, max.                             | 16 V  |             |  |  |
| Output voltage, min.                             | 9 V   |             |  |  |
| Overload protection                              | Yes   |             |  |  |
| Parallel connection option                       | yes, max. 3                                 |             |  |  |

Creation date October 18, 2022 10:21:43 PM CEST

## PRO BAS 60W 12V 5A

**Weidmüller Interface GmbH & Co. KG**

Klingenbergstraße 26

D-32758 Detmold

Germany

www.weidmueller.com

## Technical data

|                                    |                       |
|------------------------------------|-----------------------|
| Protection against inverse voltage | Yes                   |
| Rated output voltage               | 12 V DC               |
| Residual ripple, breaking spikes   | ≤ 50 mVpp @ full load |
| Wire connection method             | Screw connection      |

### General data

|   |   |  |   |
|---|---|--|---|
| AC failure bridging time @ I <sub>nom</sub> | > 80 ms @ 230 V AC / > 20 ms @ 115 V AC | Degree of efficiency                   | 90% @ 230 V AC  |
| Earth leakage current, max.                 | 3.5 mA                                  | Housing version                        | Plastic, protective insulation  |
| Humidity                                    | 5...95 % rel. humidity, no condensation | Mounting position, installation notice | Horizontal on TS35 mounting rail. 50 mm of clearance at top & bottom for air circ. Can mount side by side with no space in between. |
| Operating temperature                       | -25 °C...70 °C                          | Power factor (approx.)                 | 0.45 @ 120 V AC, 0.47 @ 230 V AC  |
| Power loss, idling                          | 0.5 W                                   | Power loss, nominal load               | 6 W   |
| Protection against over-heating             | Yes                                     | Short-circuit protection               | Yes   |
| Start-up                                    | ≥ -40 °C                                | Status indication                      | Green LED   |

### EMC / shock / vibration

|   |                             |                                 |                        |
|---|-----------------------------|---------------------------------|------------------------|
| Noise emission in accordance with EN55032 | Class B                     | Shock resistance IEC 60068-2-27 | 30 g in all directions |
| Vibration resistance IEC 60068-2-6        | 0.7 g according to EN 50178 |                                 |                        |

### Insulation coordination

|                                  |        |                    |   |
|----------------------------------|--------|--------------------|---|
| Insulation voltage, input/output | 3.5 kV | Pollution severity | 1 |
| Protection class                 | II     |                    |   |

### Electrical safety (applied standards)

|  |                            |                          |                              |
|--|----------------------------|--------------------------|------------------------------|
| For use with electronic equipment                  | Acc. to EN50178            | Safety extra-low voltage | IEC 61010-1, IEC 61010-2-201 |
| Safety transformers for switch-mode power supplies | According to EN 61558-2-16 |                          |                              |

### Connection data (input)

|   |                     |   |                   |
|---|---------------------|---|-------------------|
| Conductor cross-section, AWG/kcmil , max.             | 12                  | Conductor cross-section, AWG/kcmil , min. | 26                |
| Conductor cross-section, flexible , min.              | 0.5 mm <sup>2</sup> | Conductor cross-section, rigid , max.     | 6 mm <sup>2</sup> |
| Conductor cross-section, rigid , min.                 | 0.5 mm <sup>2</sup> | Connection system                         | Screw connection  |
| Wire connection cross section, flexible (input), max. | 6 mm <sup>2</sup>   |   |                   |

### Connection data (output)

|   |                   |   |                     |
|---|-------------------|---|---------------------|
| Conductor cross-section, AWG/kcmil , max. | 12                | Conductor cross-section, AWG/kcmil , min. | 26                  |
| Conductor cross-section, flexible , max.  | 6 mm <sup>2</sup> | Conductor cross-section, flexible , min.  | 0.5 mm <sup>2</sup> |
| Conductor cross-section, rigid , max.     | 6 mm <sup>2</sup> | Conductor cross-section, rigid , min.     | 0.5 mm <sup>2</sup> |
| Connection system                         | Screw connection  | Number of terminals                       | 4 ( ++ / - )        |

Creation date October 18, 2022 10:21:43 PM CEST

Catalogue status 07.10.2022 / We reserve the right to make technical changes.

**PRO BAS 60W 12V 5A**
**Weidmüller Interface GmbH & Co. KG**

Klingenbergstraße 26

D-32758 Detmold

Germany

www.weidmueller.com

**Technical data**
**Signalling**

|                   |           |           |                      |
|-------------------|-----------|-----------|----------------------|
| Floating contact  | No        | LED green | Operating voltage OK |
| Status indication | Green LED |           |                      |

**Classifications**

|             |             |             |             |
|-------------|-------------|-------------|-------------|
| ETIM 6.0    | EC002540    | ETIM 7.0    | EC002540    |
| ETIM 8.0    | EC002540    | ECLASS 9.0  | 27-04-07-01 |
| ECLASS 9.1  | 27-04-07-01 | ECLASS 10.0 | 27-04-07-01 |
| ECLASS 11.0 | 27-04-07-01 | ECLASS 12.0 | 27-04-07-01 |

**Approvals**

|      |         |
|------|---------|
| ROHS | Conform |
|------|---------|

**Downloads**

|   |  |
|---|--|
| Approval/Certificate/Document of Conformity | <a href="#">UKCA Declaration of Conformity</a><br><a href="#">EU Declaration of Conformity</a> |
| User Documentation                          | <a href="#">Operating Instructions</a>   |

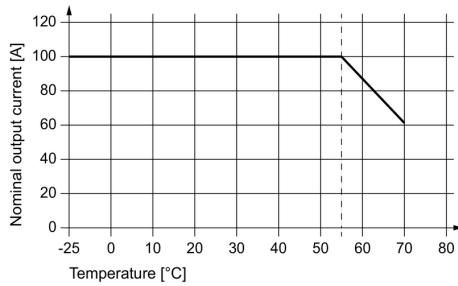
PRO BAS 60W 12V 5A

Weidmüller Interface GmbH & Co. KG  
Klingenbergstraße 26  
D-32758 Detmold  
Germany

www.weidmueller.com

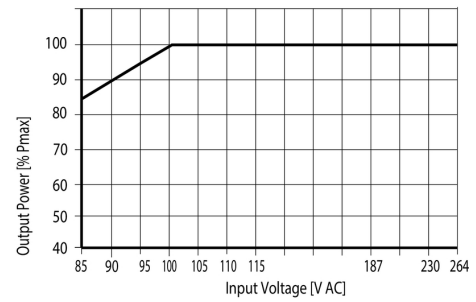
Drawings

Derating curve



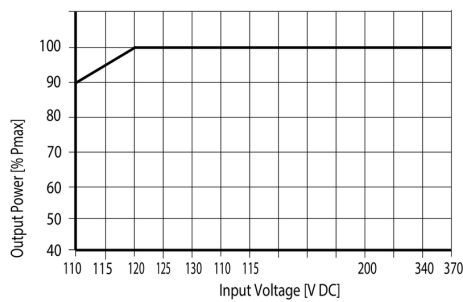
Temperature Derating

Derating curve



AC-Input Derating

Derating curve



DC-Input Derating

# Mouser Electronics

Authorized Distributor

Click to View Pricing, Inventory, Delivery & Lifecycle Information:

[Weidmuller:](#)

[2838420000](#)